

QQI
Level 1

QQI



READING



LEVEL 1

Component title: READING

Code: M1C01

Recognise Familiar words
Work sheet 1 (R1)

Match the words with the pictures

Table



Chair



Spoon



Knife



fork



tea



lunch



12181218

Work sheet 2
Picture/ word match

Write down the words from worksheet 1

Signed _____ Date _____

Recognise familiar words

(R1) Worksheet 3

Can you identify these words?

table

work

spoon

exit

knife

door

fork

lunch

tea

clock

Learner signature _____

Instructor signature _____ Date _____

Recognise familiar words

(R1)
Worksheet 4



Recognise Familiar Words

(R1)
Worksheet 5

MATCH WORDS

Find the words that match and colour them a different colour

bin cat did mat

bat cut bin rat

bin cat did mat

bat cut bin rat

Learner signature _____

Instructor signature _____ Date _____

Recognise familiar words

(R1)
Worksheet 6

MATCH WORDS

Find the words that match and colour them a different colour

man fan pin

run fun sun

tin bin pin

man ran ran

run fun sun

tin bin fan

Learner signature _____

Instructor signature _____ Date _____

Interpret common symbols

R2
Worksheet 1

Can you recognise these symbols?



1 _____



2 _____



3 _____

Learner signature _____

Instructor signature _____ Date _____

Interpret common symbols

R2
Worksheet 2

Can you recognise these symbols?



4 _____



5 _____

QQI
Level 1



6

Learner signature _____

Instructor signature _____ Date _____

Interpret common symbols

R2
Worksheet 3

Can you recognise these symbols?



7 _____



8 _____

Learner signature _____

Instructor signature _____ Date _____

Interpret common symbols

R2
Worksheet 4

Can you recognise these symbols?



9 _____
12

Learner signature _____

Instructor signature _____ Date _____

R2

Worksheet 5

Can you recognise these words to match the signs on the previous worksheets?

Number the boxes

DANGER

TOXIC

WET FLOOR

EXIT

NO SMOKING

FIRE ASSEMBLY POINT

ELECTRICITY

CLOSED

OPEN

RECYCLE

Learner signature _____

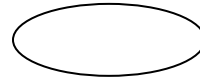
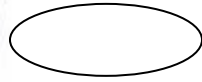
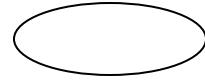
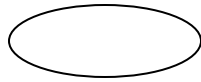
Instructor signature _____ Date _____

R3 Recognizing Cues and Clues

W/S 1

Can you tell what activity this is?

Number the pictures 1 – 4



Write down the steps.....

1. _____
2. _____
3. _____
4. _____

Learner signature _____

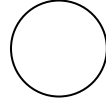
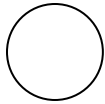
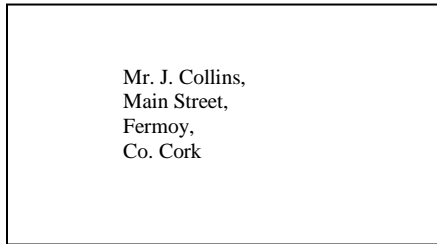
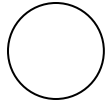
Instructor signature _____ Date _____

R3 Recognizing cues and clues

W/S2

Can you tell what activity this is?

Number the pictures 1 – 4



Write down the steps.....

1. _____
2. _____
3. _____
4. _____

Learner signature _____

Instructor signature _____ **Date** _____

R3
W/S 3

Recognizing cues and clues

See if you can find another word within the words



Write the other word on the line.....

BALL



TIME

TEAM



THIS



TRAP

THAT



HAND



Learner signature _____

Instructor signature _____ Date _____

Awareness of text conventions

R3
W/S1

Write the sentence to match the picture



He has a can



The dog is red



He has a ball

Learner signature _____

Instructor signature _____ Date _____

Awareness of text conventions

R3
W/S2



He has a tan



The star is blue

QQI
Level 1



The man is in bed.

Learner signature _____

Instructor signature _____ Date _____

Awareness of text conventions

R3
W/S3



He had a pet dog



This is a green car



He looks sad

Learner signature _____

Instructor signature _____ Date _____

Awareness of text conventions

R3
W/S1A

Can you sort these words to make a proper sentence.....



sky is the dark cloudy and



the red dog is



he ball has a

Learner signature _____

Instructor signature _____ Date _____

Awareness of text conventions
CAN YOU MAKE A PROPER SENTENCE FROM THE
WORDS.....

R3
W/S2A



he tan has a



Shop closed is



Sick feel I .

Learner signature _____

Instructor signature _____ Date _____

Awareness of text conventions

CAN YOU MAKE A PROPER SENTENCE FROM THE
WORDS.....

R3
W/S4A



has a pet dog he



this green is a car




his face sad is

Learner signature _____

Instructor signature _____ Date _____

Awareness of text conventions

R3
W/S5





Learner signature _____

Instructor signature _____ Date _____

Awareness of text conventions

R3
W/S6

Olive Branch Diner

Tea	1.50
Score	<u>80</u>
<u>Total</u>	€2.30

Look at this bill and write down the amount of money you need to pay

Bread	1.25
Milk	1.40
Tea	2.80
Paper	<u>1.30</u>
<u>Total</u>	€6.75

How much is your bill?

Learner signature _____

Instructor signature _____ Date _____

Personally Relevant Sentences. R4 W/S 1

I eat breakfast in the morning.

I drink tea in the morning.

I go to work.

I have lunch at one o'clock.

I go home at four thirty.

I eat my supper at home and relax.

I enjoy drinking coffee.

I go to bed.

Learner signature _____

Instructor signature _____ Date _____

Personally relevant sentences

R4
W/S 2

I have blue eyes

I have black hair

I like playing soccer

I have friends at work

Learner signature _____

Instructor signature _____ Date _____

Word identification

R5
W/S 1

Chose the correct word and circle it



The bird is very

heavy

big



The rain is

heavy

strong



The chicken is very

little

small



The man is

big

strong

Learner signature _____

Instructor signature _____ Date _____

Word identification

R5

W/S 2

Write sentences using these words.

1. work _____

2. friends _____

3. walk _____

4. today. _____

5. sometimes. _____

6. outside _____

7. children. _____

8. important _____

Learner signature _____

Instructor signature _____ Date _____

Word identification

R5
W/S 3

Add these word endings to the list on previous page to make new words

Write new words here

ing

ed

Learner signature _____

Instructor signature _____ Date _____

Identify familiar documents

R6
W/S1



What is junk mail?

Give examples of junk mail

Learner signature _____

Instructor signature _____ Date _____

Identify Familiar Documents R6 W/S3

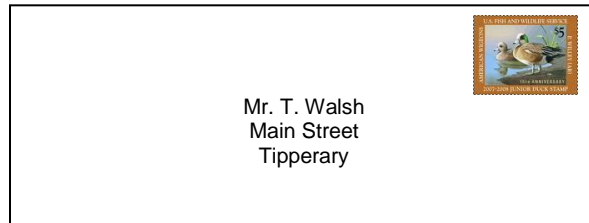


Reading instructions:

How to post a letter from my workplace

You need:

1 letter



1. Take the letter.
2. Go to the gate
3. Check both ways for traffic
4. Cross the street
5. Walk up the street to post box on your left
6. Finally, drop the letter into the letter box.

Learner signature _____

Instructor signature _____ Date _____ 1218